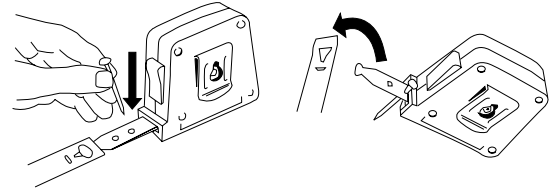


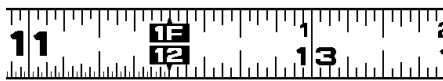
How to Change Short Tape Blades

1. Pull old blade out past end until about 2" of bluish metal spring is exposed. Put a nail in round hole (A) in spring to hold it.
2. Note how old blade is attached, then remove it.
3. New blade is reverse wound, ready to attach to spring. With blade graduations up, turn spring sideways and insert from bottom into slot (B) in new blade. Twist spring and pull back until notches (C) lock at rear of slot (B).
4. Remove nail and return blade to case.



Short Tape Blade Styles

A1 YELLOW CLAD



- 1/2" width only
- Black and red markings one side only
- Graduated feet and inches to 1/16ths top edge
- Graduated inches to 1/16ths bottom edge, first 12 inches to 1/32nds
- Instantaneous foot readings
- Stud marks every 16"

A2 YELLOW CLAD




- 3/4" width only
- Black and red markings one side only
- Graduated feet and inches to 1/16ths top edge
- Graduated inches to 1/16ths bottom edge, first 12" to 1/32nds
- Instantaneous foot readings
- Stud marks every 16"

A3 YELLOW CLAD



- 3/4" and 1" widths
- Graduated feet and inches to 1/16ths top and bottom edge
- Vertical numbering
- Fractional and decimal equivalent marking
- Stud marks every 16"

A4 YELLOW CLAD



- 3/4" and 1" widths
- Graduated feet, 1/10ths and 1/100ths top edge; feet, inches and 1/16ths on bottom edge
- Instantaneous foot readings
- NOTE: 1" width has red and black markings; 3/4" has black markings only
- Stud marks every 16"

A5 YELLOW CLAD



- 1-3/16" and 1" widths
- Black and red markings one side only
- Consecutive inches to 16ths
- Stud marks every 16"
- Truss marks every 19.2"
- Instantaneous foot readings

A6 CHROME CLAD®



- 1/2" width only
- Chrome Clad® blade
- Black markings one side only
- Graduated to 1/10ths of inches on both edges

A7 YELLOW CLAD



- 1/2" width only
- Black markings one side only
- Graduated to 1/10ths of inches on both edges
- First 6" on bottom edge graduated to 1/50ths

A8 CHROME CLAD®



- 1/2" width only
- Chrome Clad® blade
- Black markings one side only
- Graduated consecutive inches and 1/16ths on top and bottom edges

A9 YELLOW CLAD



- Available in 13mm, 19mm and 25mm widths
- Black and red markings one side only
- Both edges graduated to millimeters; numbered consecutive centimeters with larger red numbers at each decimeter

A11 YELLOW CLAD



- 1/2"/13mm width only
- Black and red markings one side only
- Top edge graduated and numbered inches
- Bottom edge to millimeters, numbered consecutive millimeters with red number at each decimeter

A12 YELLOW CLAD



- 3/4"/19mm width
- Black and red markings one side only
- Top edge graduated and numbered inches (no stud centers); bottom edge graduated in millimeters, numbered consecutive millimeters with red number at each decimeter
- Stud marks every 16" and 40cm

A13 YELLOW CLAD



- 1/2"/13mm and 3/4"/19mm widths
- Black and red markings one side only
- Top edge to 1/16ths, continuous inches; feet and decimeters marked in red
- Bottom edge graduated to millimeters, numbered consecutive centimeters

A16 YELLOW CLAD



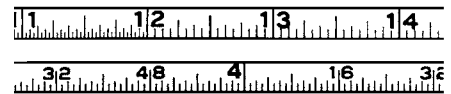
- 1/4" width only
- Black markings one side only
- Consecutive inches to 1/16ths bottom edge, first 12" to 1/32nds
- Stud marks every 16" and 40cm

A17 YELLOW CLAD



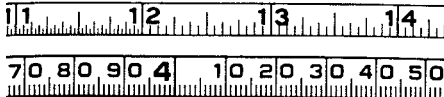
- 1/4"/6mm width only
- Black markings one side only
- Top edge graduated in inches to 1/16ths
- Bottom edge graduated in millimeters, numbered in centimeters; 1 to 9 in each decimeter

A18 YELLOW CLAD



- 1/4" width only
- Black markings both sides
- Consecutive inches to 1/16ths, first 12" to 1/32nds on side 1
- Diameter inches to 1/64ths side 2; blank space ahead of zero

A19 YELLOW CLAD



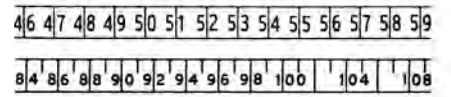
- 1/4" width only
- Markings both sides
- Consecutive inches to 1/16ths, first 12" to 1/32nds on side 1
- Diameter inches to 1/100ths side 2; blank space ahead of zero

A20 YELLOW CLAD




- 6mm width only
- Markings both sides
- Consecutive centimeters to millimeters on side 1
- Diameter to millimeters side 2, numbered in centimeters

A21 YELLOW CLAD



- 1/4" width only
- Black markings both sides
- One side marked 1/4th scale (1 to 240), other side has 1/8th scale (1 - 480)

A29 YELLOW CLAD



- 3/4"/19mm and 1"/25mm widths
- Black and red markings one side only
- Graduated millimeters on top edge and feet
- 1/10ths and 1/100ths on bottom edge

A30 YELLOW CLAD



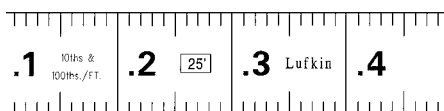
- 1"/25mm width only
- Markings one side only
- English top edge to 1/16ths, first 12" to 1/32nds, (continuous inches plus consecutive inch marks within each foot from 1' mark). Truss marks every 19.2"
- Metric bottom edge graduated to millimeters, numbered consecutive centimeters

A31 YELLOW CLAD



- 1/2" width only
- Black and red markings on one side only
- Graduated to 1/16ths on top edge graduated in 1/32nds
- 1/10ths on bottom edge; first 6 inches graduated in 1/50ths

A35 YELLOW CLAD



- 1" width only
- Black and red markings one side only
- Graduated in feet, 1/10ths and 1/100ths of feet, numbered in feet and 10ths of feet

A36 YELLOW CLAD



- 1/2" width only
- Black and red markings one side only
- Top edge numbered every 10 millimeters with red print for every 100cm increment and graduations every millimeter. Bottom edge numbered in consecutive inches graduated in 1/10ths of an inch with first 12" graduated to 1/50ths and numbered in 10ths

A37 YELLOW CLAD



- 1" width only
- Black and red markings one side only
- Top edge graduated to 1/16ths, and numbered in consecutive inches and fractional equivalents to 1/8ths.
- Bottom edge with red print numbered at the mid-point of the measurement on the top edge