


# Hotpod Supplemental Duct Mounted Heating System

## Features



8" Hotpod

6" Hotpod



- Use to heat cold rooms or additions without upgrading central system
- Fan only operation for increased cfm output for A/C cycles
- 6" 1000/500 Watt and 8" 1440/720 Watt models available
- Two stage operation
- 120V corded and hard wire models available
- 10' Cord length on corded models
- Zero clearance for all models
- All models include UT8003 low voltage thermostat
- Optional wireless thermostat
- Silent boot option available for rigid duct applications

## Standard Models


UPC# 686334	MODEL	DESCRIPTION	WATTS	VOLTS	MIN.CIRC. SIZE (AMP)	TEMP RISE (F)	WT	RPM	CFM	NEMA PLUG	DIMENSION L X W X H	LIST
290074	HP6-1000120-2T	6" INLET, HARDWIRE	1000/500	120	8.33	26	4	1500	130	NA	10 1/2 x 8 1/2 x 6	513
290043	HP6-1000120-2CT	6" INLET, WITH CORD SET	1000/500	120	8.33	26	4	1500	130	5-15P	10 1/2 x 8 1/2 x 6	538
290081	HP8-1440120-2T	8" INLET, HARDWIRE	1440/720	120	12.6	23	6	1500	210	NA	11 x 10 1/2 x 8	625
290067	HP8-1440120-2CT	8" INLET, WITH CORD SET	1440/720	120	12.6	23	6	1500	210	5-15P	11 x 10 1/2 x 8	663

## Multi-Pak Models - Includes 4 Hotpods

UPC# 686334	MODEL	DESCRIPTION	WATTS	VOLTS	MIN.CIRC. SIZE (AMP)	TEMP RISE (F)	PACK WT	RPM	CFM	NEMA PLUG	DIMENSION L X W X H	LIST
290036	HP6-1000120-2T	4 PACK 6" INLET, HARDWIRE	1000/500	120	8.33	26	16	1500	130	NA	10 1/2 x 17 x 12	2052
290111	HP6-1000120-2CT	4 PACK 6" INLET, WITH CORD SET	1000/500	120	8.33	26	16	1500	130	5-15P	10 1/2 x 17 x 12	2152
290050	HP8-1440120-2T	4 PACK 8" INLET, HARDWIRE	1440/720	120	12.6	23	25	1500	210	NA	10 1/2 x 20 x 16	2500
290128	HP8-1440120-2CT	4 PACK 8" INLET, WITH CORD SET	1440/720	120	12.6	23	25	1500	210	5-15P	10 1/2 x 20 x 16	2652
290333	HP6H-12PK	12 PACK 6" INLET, HARDWIRE (Includes 1 Hotpod Display)	1000/500	120	8.33	26	58	1500	130	NA	21 x 14 1/2 x 43	6156
290340	HP6C-12PK	12 PACK 6" INLET, WITH CORD SET (Includes 1 Hotpod Display)	1000/500	120	8.33	26	58	1500	130	5-15P	21 x 14 1/2 x 43	6456
290357	HP8H-12PK	12 PACK 8" INLET, HARDWIRE (Includes 1 Hotpod Display)	1440/720	120	12.6	23	82	1500	210	NA	27 1/4 x 14 1/2 x 52	7500
290364	HP8C-12PK	12 PACK 8" INLET, WITH CORD SET (Includes 1 Hotpod Display)	1440/720	120	12.6	23	82	1500	210	5-15P	27 1/4 x 14 1/2 x 52	7956

Note: Multi-Pak specifications (watts, volts, etc) are for each individual hotpod in the pack excluding weight.

## Hotpod Accessories And Thermostat




Silent Boot

Note: Silent Boot can only be used with rigid duct work

UPC# 686334	MODEL	DESCRIPTION	WT	LIST
290098	SB-6*	6" SILENT BOOT	4	37.50
290104	SB-8*	8" SILENT BOOT	4	62.50
523578	RFKIT-5	WIRELESS REMOTE TRANSMITTER	6	300

\* Can be used with Hotpod models as a noise attenuator



RFT-1

RFR-5

(Shown With UT8003 Thermostat)

RFKIT-5 - Patent Pending

# Hotpod Ready-Pack Self Contained Systems



### Features

- Includes all you need to install a complete Hotpod system
- Ideal for room or office additions
- RF Thermostat is standard with our Ready-Pack models, simplifying installation even further - Eliminates the need for thermostat wiring.
- Same specifications for 6" and 8" Hotpod models apply to Ready-Pack models.

### What's Included

- 6" or 8" Hotpod with RFKIT-5 wireless thermostat and transmitter
- One outlet and one return air grill
- Two 90 degree elbows
- Two sections of flexible duct
- 8" models include 2 reducers - 8" to 6"

MODEL	DESCRIPTION	LIST
HP6-1000120-2TRP	6" INLET, 1000W, 120V, READY-PACK	1137
HP6-1000120-2CTRP	6" INLET, 1000W, 120V, READY-PACK WITH CORDSET	1200
HP8-1440120-2TRP	8" INLET, 1440W, 120V, READY-PACK	1350
HP8-1440120-2CTRP	8" INLET, 1440W, 120V, READY-PACK WITH CORDSET	1390

### MFH Series Hotpod - For those LARGER areas



### Features

- When the standard Hotpod is not enough
- 240V model has 6' cord set with a NEMA-6-15P Plug
- Unit contains air flow switch
- Zero inch (0") clearance installation
- All units are shipped with our UT8003 low voltage thermostat
- All units obtain a 33 degree temperature rise
- RP models are Ready-Pack models and do not need existing duct work

### Standard Models

UPC# 686334	MODEL	DESCRIPTION	WATTS	VOLTS	WT	CFM	RPM	LIST
290135	MFHE-0300-6-EAA	6" INLETS, 1500 W, 120V, 2 STAGE THERMOSTAT	1500	120	132	250	1500	1300
290197	MFHE-0300-6-EAARP	UNIT ABOVE WITH FLEX, BOOTS, GRILLS	1500	120	145	250	1500	1738
290142	MFHE-0300-6-EAAC	6" INLETS, 1500 W, 120V, 2 STAGE THERMOSTAT, CORD	1500	120	132	250	1500	1338
290203	MFHE-0300-6-EAACRP	UNIT ABOVE WITH FLEX, BOOTS, GRILLS	1500	120	145	250	1500	1775
290173	MFHE-0300-6-HAA	6" INLETS, 2000W, 240V, 2 STAGE THERMOSTAT	2000	240	132	250	1500	1375
290234	MFHE-0300-6-HAARP	UNIT ABOVE WITH FLEX, BOOTS, GRILLS	2000	240	145	250	1500	1812
290159	MFHE-0300-8-EAA	8" INLETS, 1500W, 120V, 2 STAGE THERMOSTAT	1500	120	135	250	1500	1325
290210	MFHE-0300-8-EAARP	UNIT ABOVE WITH FLEX, BOOTS, GRILLS, REDUCERS	1500	120	148	250	1500	1862
290166	MFHE-0300-8-EAAC	8" INLETS, 1500W, 120V, 2 STAGE THERMOSTAT, CORD	1500	120	135	250	1500	1362
290227	MFHE-0300-8-EAACRP	UNIT ABOVE WITH FLEX, BOOTS, GRILLS, REDUCERS	1500	120	148	250	1500	1900
290180	MFHE-0300-8-HAA	8" INLETS, 3000W, 240V, 2 STAGE THERMOSTAT	3000	240	135	250	1500	1412
290241	MFHE-0300-8-HAARP	UNIT ABOVE WITH FLEX, BOOTS, GRILLS, REDUCERS	3000	240	148	250	1500	1950

### Fresh Air Make Up Units- Features

- Can be used with existing systems for fresh air intake
- Includes replaceable filter
- All units include duct stat and disconnect switch
- Available with 6" inlet and outlet only

### Standard Models

UPC# 686334	MODEL	DESCRIPTION	CFM	RPM	LIST
290258	MFHE-0300-6-HAAF2D	6" INLETS, 3000W, 240V, FILTER, DUCT STAT	250	1500	1750
290265	MFHE-0300-6-FAAF2D	6" INLETS, 2000W, 208V, FILTER, DUCT STAT	250	1500	1700