




NEW

MEGA SWIVEL ANCHOR



1 Backer Plate

- Expansion range is from 1" to 14"
- Drill your hole straight into the substrate so the bolt can freely slide all the way through the substrate
- Nut must be fully threaded on bolt to ensure maximum strength ratings and integrity of anchor
- Nut torque must be 40 - 50 ft. lb.

2 Swiveling Attachment

The new MEGA Swivel Anchor is ideal for metal decking applications where you need a fast and easy way to provide a fall arrest or restraint anchor for your workers. The anchor incorporates a 360° degree swiveling attachment point to eliminate side loading of your snap hook.

3 Cable Anchor Plate

- Consists of a 4" x 6" steel plate & swaged cable termination
- Max Capacity: 5,000 lb. / 22kN
- Compliant with ANSI Z359.1 standard
- For fall protection only
- Can be placed in overhead/ceiling surfaces only
- Custom lengths are available

- Rated for 4 men HLL systems
- Rotates 360° degrees
- Flips 180° degrees
- Used for steel flanges or concrete substrate
- Safe working load: 2,000 lb.
- Ultimate breaking strength: 10,000 lb.
- Material: drop forged alloy steel
- 10K MEGA Swivel Anchor weight: 2.00 lb.
- 5K MEGA Swivel Anchor weight: 1.50 lb.

10K	5K	Other	Description
00231			Replacement Steel Bolts – 5/8" x 2" SAE Grade 8
		00234	MEGA Swivel Anchor Backer Plate
00237	00292		MEGA Swivel Anchor for Steel
00238	00293		MEGA Swivel Anchor for Concrete
00239			MEGA Replacement Concrete Bolts – 3/4" x 5" SAE Grade 5
	00294		MEGA Replacement Steel Bolt – 316 1/2" x 4"
	00295		MEGA Replacement Steel Bolt – 304 SS 1/2" x 4"
	00296		MEGA Replacement Steel Bolt – SAE Grade 8
	00297		MEGA Replacement Concrete Bolt – 316 1/2" x 4 3/4"
	00298		MEGA Replacement Concrete Bolt – 304 SS 1/2" x 4"
	00299		MEGA Replacement Concrete Bolt – SAE Grade 8
		00251	Weld-On Puck
		00516	Cable Anchor Plate